

**Spring finger contacts** are used for grounding and dynamic connections on electronic assemblies.

These spring finger contacts (SMT) are designed to withstand tens of thousands of compression cycles. They are widely used for connections on automotive projects for example. These spring finger contacts are delivered in reel for automatic SMT assembly.

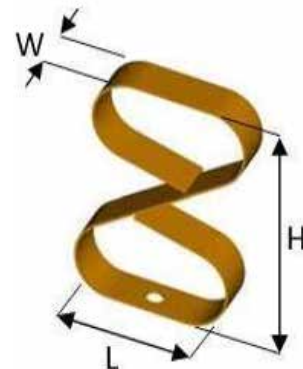
We provide compression rates and associated forces for each spring finger contact on request. Recommended compression is 20% to 40% of the overall contact height.

Spring finger contacts (SMT) can be standard (see our catalog below) or tailor-made.



## PRODUCT SPECIFICATIONS

PROPERTY		VALUE TOLERANCE
Thickness		0,012 mm
Width		2,50 mm $\pm$ 0,2
Length		7,00 mm $\pm$ 0,2
Height		10,00 mm $\pm$ 0,2
Basic material		Copper beryllium (CuBe)
Plating	Barrier layer NI Outer layer AU	1 $\mu$ m - 2 $\mu$ m 0.025 $\mu$ m - 0.075 $\mu$ m

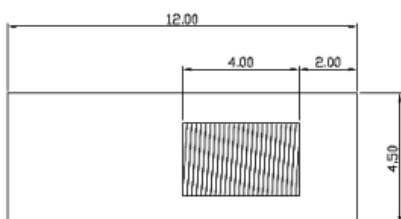


## DIMENSIONS (mm)

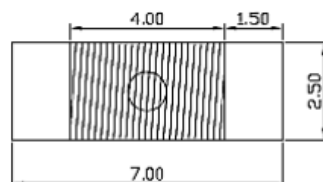


## RECOMMENDED RESERVED AREA & PAD FOR THE PCB (mm)

RECOMMENDED RESERVED AREA ON THE PCB (mm)



RECOMMENDED PAD FOR THE PCB (mm)



### DISCLAIMER

This is only a recommendation based on information available to COMPELMA at the time of printing. Actual land pattern can be significantly different due to various materials and processes used in PCB assembly. COMPELMA makes no representation or warranty of performance based on the recommended land pattern.

## BUILDING AN ITEM NUMBER

OTG 25 70 100

①

②

③

④

① Contact Spring

② Width (ex : 1,5mm = 15)

③ Length (ex : 2,5mm = 15)

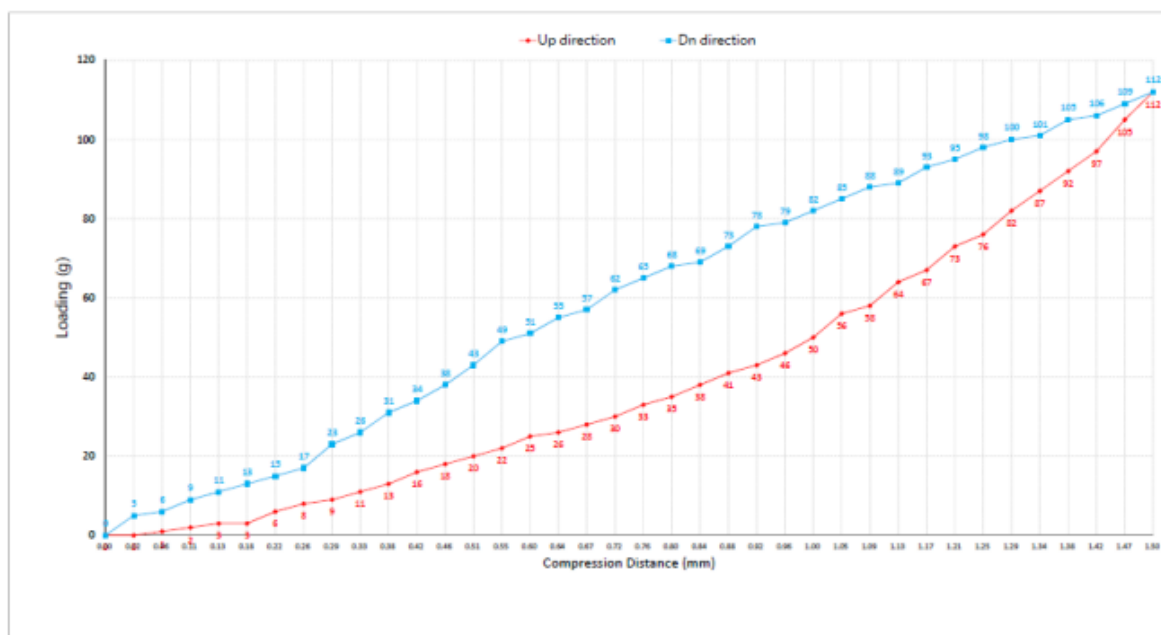
④ Height (ex : 85mm = 085)

Standard material is CuBe with gold plating.

For stainless material instead of CuBe material : add -S at the end of the reference.

For tin plating instead of gold plating : add -T at the end of the reference.

## FORCE DEFLECTION DIAGRAM\*



Total Compression Distance(mm)	1.50	
Displacement (mm)	Loading force(g) Down direction	Loading force(g) UP direction
0.00	0	0
0.02	5	0
0.04	6	1
0.11	9	2
0.13	11	3
0.18	13	3
0.22	15	6
0.26	17	8
0.29	23	9
0.33	26	11
0.38	31	13
0.42	34	16
0.46	38	18
0.51	43	20
0.55	49	22
0.60	51	25
0.64	55	26
0.67	57	28
0.72	62	30
0.76	65	33
0.80	68	35
0.84	69	38
0.88	73	41
0.92	78	43
0.96	79	46
1.00	82	50
1.05	85	52
1.09	88	55
1.13	89	64
1.17	92	67
1.21	95	73
1.25	98	76
1.29	100	82
1.34	101	87
1.38	105	92
1.42	106	97
1.47	109	105
1.50	112	112

NOTE

\*Only valid for gold plated version